



# Frequently Asked Questions

## LOMBARD BASEBALL LEAGUE

Updated: December 2019

We encourage everyone to read through the “Programs” section of our website that details each of the various divisions/levels: <http://www.lombardbaseballleague.org/Default.aspx?tabid=891176> .

Many questions are answered there, but we know there are other FAQ’s. If any of your questions are not answered here, please feel free to contact anyone on the LBL Board.

### 1. What is the cost?

#### 2019 Spring Costs:

- **Junior Division (Jr A, Jr AA, Jr AAA)**
  - \$80 + Fundraiser (option to sell candy or pay \$125 buyout fee)
- **Regular (Minor & Major) Division**
  - \$95 + Fundraiser (option to sell candy or pay \$125 buyout fee)
  - *\*Families **must** work a shift in the concession stand or pay additional buyout\**
  - *\*\*Players/families will also need to separately purchase gray baseball pants - see “Uniforms” below for more information\*\**
- **Pony Divisions**
  - \$95 + Fundraiser (option to sell candy or pay \$125 buyout fee)
  - *\*\*Players/families will also need to separately purchase gray baseball pants - see “Uniforms” below for more information\*\**
- **Colt and Palomino Divisions**
  - \$135

#### Approximate costs for other LBL Programs:

2019 Fall Ball - \$125 to \$150

Part Time Travel - \$200 to \$300

Full Time Travel - \$900 to \$1150 (plus costs for out of town tournaments)

### 2. I would like to pay by check or cash. What do I do?

To pay with by check or with cash, please join us at a January Open House to pay in person or mail the check to:

*Lombard Baseball League  
PO Box 1174  
Lombard, Illinois 60148*

**\*AFTER February 10, 2019 ALL payments must be made by credit card AND you will be required to do the candy buyout\* An additional late fee may also apply.**

### 3. When will candy be available for pick-up if I am not doing the buyout?

Candy will be available at the January 11<sup>th</sup> and January 25<sup>th</sup> Open Houses and at the General Meeting on January 23<sup>rd</sup>. Because of the need to order the candy 4 weeks in advance, logistics, and storage, we estimate the amount of candy needed by each date based upon prior years.

*\*If you do not pay for the candy, your son/daughter will not receive a uniform and will not be allowed to play until payment is received\**


*REMINDER: If you register after February 10, 2019, you will be required to do the candy buyout.*

### 4. How do I register my son or daughter?

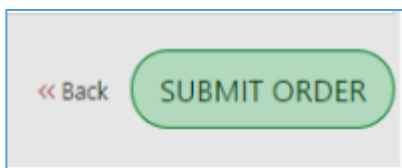
Please visit [www.lombardbaseballleague.org](http://www.lombardbaseballleague.org) and create an account. Look for the “Log In” and “Register.” Once you enter your and your player’s information, you will be provided with available programs.

Additional Step by Step Help: <https://bluesombrero.zendesk.com/entries/28203734> &

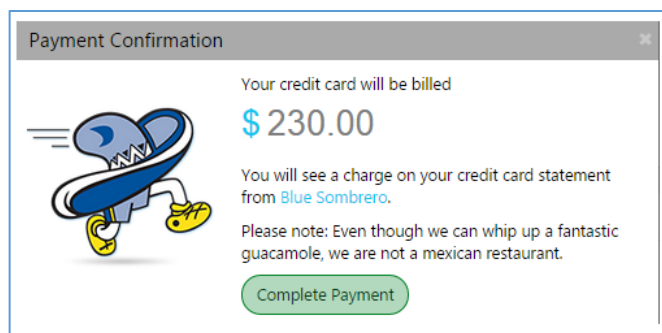
<https://bluesombrero.zendesk.com/entries/22108236-Parent-Registration-FAQs>



To FINISH REGISTRATION – Click **“Submit Order”** then **“Complete Payment”** on the next page:



then



## 5. What are the uniform sizes?

Please see the size charts below. When in doubt, please complete your online registration with your best estimate. Then, join us at a January Open House to confirm the sizing with your player. Changes can be made if needed.

**Jr. Division –** Unfortunately these shirts and socks do not come in smaller sizes. They may be big on the little players, but it is part of the fun.

Majestic Boys (S-XL) Size Chart				
All measurements are in inches (in) and pounds (lb).				
Measurements listed are body guides not garment guides				
	Small (8)	Medium (10/12)	Large (14/16)	Extra Large (18/20)
Height (in)	48-54	54-60	60-66	66-69
Weight (lb)	57-66	67-74	74-84	85-115
Chest (in)	26-27	28-29 1/2	31-32 1/2	34-35 1/2
Waist (in)	22 1/2-23 1/2	24 1/2-25 1/2	26 1/2-28 1/2	29 1/2-31 1/2
Hip (in)	26-27	28-30	31-33	34-36



No spikes in  
the gym on  
Picture Day!

**Reg. Division and Up –**

Approximate (material/style seems to change yearly):

Men's Fanwear Fit Guide					
All measurements in inches					
This garment should fit customers in the sizes below					
Garment Size	S	M	L	XL	2XL
Chest	34 - 36"	38 - 40"	42 - 44"	46 - 48	50 - 52"
Waist	28 - 30"	32 - 34"	36 - 38"	40 - 42"	44 - 46"
Hip	34 - 36"	38 - 40"	42 - 44"	46 - 48"	50 - 52"
Chest - Measure Under Arms Around Entire Body At Fullest Part Of Chest					
Waist - Measure Around Entire Body					
Hips - Measure Around Entire Body At Fullest Part Of The Hips					

## Uniforms Continued:

**\*\*Pants** – With the varying sizes by each manufacturer, the different needs of each player, and a high number of exchanges in recent years, **pants will not be supplied this year at the Regular and Senior Divisions**. We will continue to have discount days with Dick's Sporting goods, including an earlier event in February. We will ask that Dick's provide baseball pants to try on for purchase or order, or you can purchase from the supplier of your choice. We will also have a limited stock of pants from previous years at a discount price (\$5) at the January Open Houses.

A limited stock of batting helmets will also be available for purchase at the Open Houses.

### Junior Division



Youth Inseams: XS (14"), S (15"), M (17 ½"), L (19"); XL (19 ½")

## 6. My son/daughter should be playing at a higher level. What do I do?

Please review the "Programs" section on our website:

<http://www.lombardbaseballleague.org/Default.aspx?tabid=891176>

For play in the Regular Division and above, please provide a written request to the Regular Division Commissioner with pertinent information. A player assessment and approval by the League Board is then required. *(Generally, only a limited number of 10 year-olds play up at the Regular Major Level each year based upon their ability. Any requests will be limited and need to be submitted to the Lombard Baseball League Board for consideration. 9 year-olds will not be allowed to play in the Majors.)*

*For play in the Junior Division – please contact the Junior Division Commissioner.*

## 7. My son/daughter isn't ready for the next level. What do I do?

Please provide a written request to the appropriate Division Commissioner for consideration by the Lombard Baseball League Board.

## 8. It is our first time playing with our young player, what can we expect?

Please see: [LBL Jr Division Information equipment gear.pdf](#)

## 9. What are the bat rules?

In February 2017, LBL adopted the **USA Bat rule** and it will continue to be enforced for the 2019 season.

There are a number of websites that have more information about the new bat standard, and if you need more direction or information, please reach out. The League is working to acquire a bat for each team this year, in order to ease the financial burden on our families and to allow everyone time to find the right bat for their player. **Barrel up to 2-5/8" allowed as long as the bat is stamped:**



If you have a child playing at the Jr A or Jr AA levels and your child uses a Tee Ball bat (26 inches or smaller) you will have the option to use your old bats. The bat must be clearly marked with the old BPF 1.15 logo and you will need to **obtain a sticker from USA Baseball**. The sticker and more information about this can be found at: <https://usabaseballshop.com/products/usabat-tee-ball-sticker?variant=44877922632>.

<http://protips.dickssportinggoods.com/sports-and-activities/baseball/2018-usa-baseball-youth-bat-standard-change>

**\*\*Please note that full-time travel teams, Senior Division Pony, and possibly part-time travel teams play in tournaments and against opponents that have not converted to the USABat rule at this time. These teams will follow the Pony, tournament and travel league rules. Please check with the Senior Level Commissioner or Travel Directors.**

## 10. Schedule? Schedule? Schedule?

We will follow a schedule similar to last year. Please visit the Team Central "Calendar" section of the website at:

<http://www.lombardbaseballleague.org/Default.aspx?tabid=676302#/gameScheduleCalendar>

From there, click on the drop down menu to select the specific division/level' then click "View Matches". Scroll to the April – June 2020. This will give you the greatest detail on times, alternate dates due to holidays, or other activity.

## Schedule continued:

### Quick Glance – *General* Schedule

Level	Practice Days <sup>1</sup> - April	Game Days <sup>3</sup>
Jr A	Tuesday / Saturday	Tuesday / Saturday
Jr AA	Monday/Thursday/Saturday <sup>2</sup>	Thursday / Saturday
Jr AAA	Sunday/Wednesday/Friday	Sunday/Wednesday/Friday
Reg Minor	2 weekday nights/ 1 weekend	Tuesday/Thursday/Saturday
Reg Major	Monday / Wednesday / Friday / Saturday	Monday / Wednesday / Friday <sup>4</sup>

### Notes:

1. Please note that practice days may change if a volunteer coach has a schedule conflict.  
We try to stay consistent, but please be aware.
2. Although 3 slots are given to Jr AA for practice; generally only two are used.
3. Game days begin last weekend in April until the end of June.
4. Saturday and/or Sundays may also be scheduled with tournaments, rain-outs, etc.

**\*\* Rainouts may require shifting of general practice and game days\*\***